



## DE-620R User Manual

### DUALi Inc.

Document Version: 1.0

Last Revised Date: 19 JAN. 2010

---

Copyright © 2009 DUALi Inc. All rights reserved. You are strictly prohibited to copy, disclose, distribute, or use this document in part or as a whole for any purposes other than those for which this document is disclosed. This document is copyrighted and contains confidential information and other intellectual property rights of DUALi Inc. Any unauthorized use, copy, disclosure or distribution constitutes infringement of DUALi's intellectual property rights.

DUALi Inc. reserves the right to make changes to its applications or services or to discontinue any application or service at any time without notice. DUALi provides customer assistance in various technical areas, but does not have full access to data concerning the use and applications of customer's products.

Therefore, DUALi assumes no liability and is not responsible for customer applications or software design or performance relating to systems or applications incorporating DUALi products. In addition, DUALi assumes no liability and is not responsible for infringement of patents and/or any other intellectual or industrial property rights of third parties, which may result from assistance provided by DUALi.

Composition of the information in this manual has been done to the best of our knowledge. DUALi does not guarantee the correctness and completeness of the details given in this manual and may not be held liable for damages ensuing from incorrect or incomplete information. Since, despite all our efforts, errors may not be completely avoided, we are always grateful for your useful tips.

We have our development center in South Korea to provide technical support. For any technical assistance can contact our technical support team as below;

Tel: +82 31 213 0074

e-mail : [sales@duali.com](mailto:sales@duali.com)

## **Revision History**

- 2010.01.19(Ver. 1.0) : First Release

## Contents

1	Introduction .....	5
1.1	Hardware Specification.....	6
2	Structure .....	7
2.1	The Structure of equipment.....	7
2.2	The block diagram of DE-620R .....	7
3	Description of Surface .....	8
3.1	The picture of device surface .....	8
3.2	Communication Cable .....	8
3.3	The size of terminal .....	8
4	Description of Electricity .....	8
4.1	The Description of power.....	8
4.2	The using electric current .....	8
4.3	The Description of USB communication.....	8
5	RF Characteristics .....	9
5.1	<b>Frequency band</b> .....	9
6	Description of Function .....	9
6.1	Protocol Specification .....	9
6.2	Control Code Specification (for USB PCSC version only).....	9
6.3	Firmware Download.....	9
7	Property .....	9
7.1	Environment to use.....	9
7.2	Environment to keep.....	9
8	Warning and Notice .....	9

## 1 Introduction

DE-620R is a Smartcard reader which supports 14443 TYPE-A/B, Mifare series & ISO15693 protocol. It also supports Contact cards (1 X ID1 type contact slot, 1 X SIM type slots) which comply with ISO 7816. DE-620R is available as USB interface only.

Following items are contents of DE-620R.




❶ DE-620R Device



❷ Mini USB Cable

Serial cable is available as option, plz contact to the sales person of DUALi.



**LED** : Power supplying & operating status.

**RF Field** : Place contactless card here

**Contact card slot** : Insert Contact card (ID 1 type) here.

SIM type SAM slots (1ea) are backside of the device when you open the case.

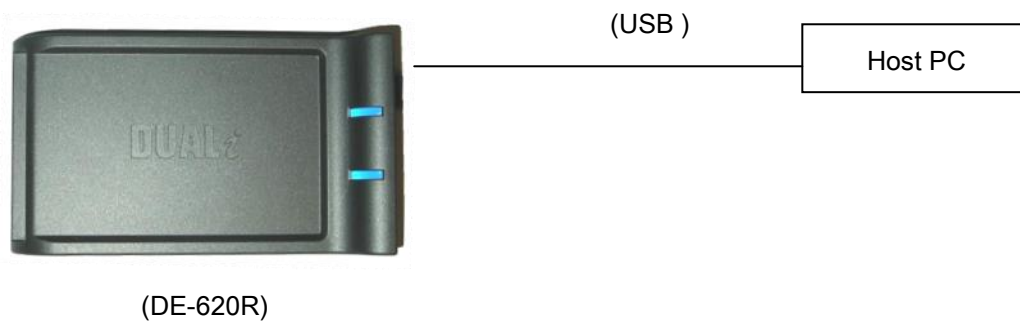
## 1.1 Hardware Specification

Smart Card Interface	Contactless Smart Card (ISO 14443 A/B), MIFARE, ISO15693 1 Contact Card and 1 SAM Card (ISO7816, T=0,T=1)
Host Interface	USB 2.0 Full Speed (12Mbps), also support USB 1.1
Host Communication	PC/SC or Proprietary(USB)
CPU	ARM 32-bit Cortex-M3(72MHz), 64Kbytes Flash, 20Kbytes SRAM
Input Voltage	5V (USB Bus powered)
Current	MAX 300mA
Connection	Mini USB
Size	70(W) * 45(L) * 8(H)mm
Antenna Matching	Direct matching
Operating Temperature	-20~60°C

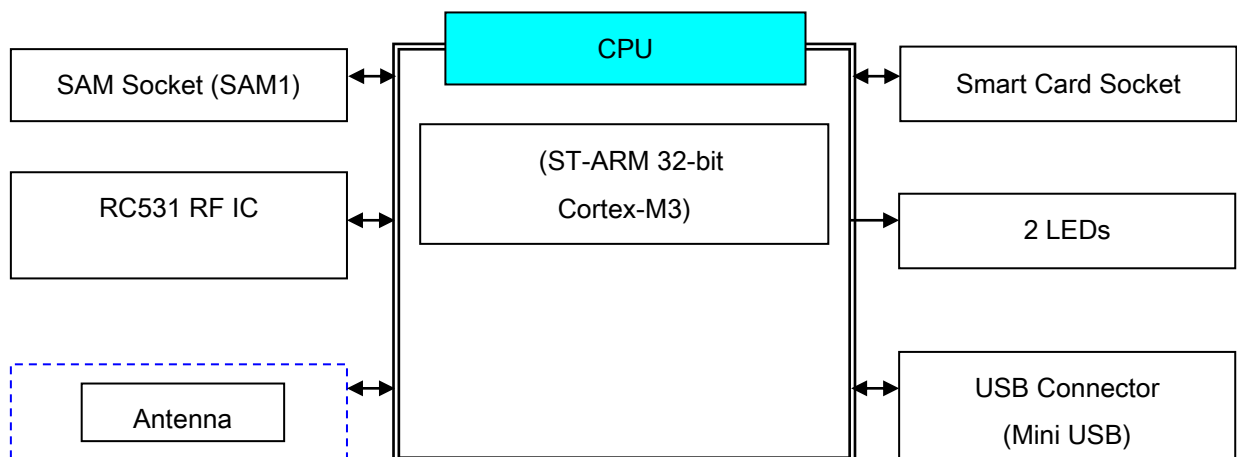
## 2 Structure

### 2.1 The Structure of equipment

- DE-620R itself contains all circuits include antenna, 1 SAMs and connectors.



### 2.2 The block diagram of DE-620R



### 3 Description of Surface

#### 3.1 The picture of device surface

- DUALi mark on top surface could be removed.



#### 3.2 Communication Cable

- Mini USB cable

#### 3.3 The size of terminal

- DE-620R :68(W) \* 120(L) \* 30(H)mm

### 4 Description of Electricity

#### 4.1 The Description of power

- Input power : 5V (USB Bus Powered)

#### 4.2 The using electric current

- Normal 5V, 150mA under
- MAX 5V, 200mA under

#### 4.3 The Description of USB communication

- USB V2.0 FULL SPEED (12Mbps)



## 5 RF Characteristics

### 5.1 Frequency band

- Tolerance of the carrier frequency: 13.56 MHz +/- 0.01% = +/- 1.356 kHz.
- Frequency bandwidth: +/- 7 kHz.

It is comply with FCC limits for 13.56MHz frequency band

## 6 Description of Function

### 6.1 Protocol Specification

Refer to protocol specification for detail function. ( provide on request)

### 6.2 Control Code Specification (for USB PCSC version only)

Refer to control code specification for detail function. (provide on request)

### 6.3 Firmware Download

Refer download manual. (provide on request)

## 7 Property

### 7.1 Environment to use

- Temperature to use : -10 ~ 60 °C
- Humidity to use : 30 ~ 90 % (relative humidity)

### 7.2 Environment to keep

- Temperature to keep : -20 ~ 80 °C
- Humidity to use : 30 ~ 90 % (relative humidity)

## 8 Warning and Notice

- For indoor use only.
- This product is affected by an element like metal or Magnetism. So one has to take precautions.
- This device is not waterproof.

## **Warranty & Service**

▸ Warranty and Repair service

- DUALi Inc. warrants to the original consumer or other end user that this product, DE-620R, is free from defects in materials and workmanship for a period of 1 year from the date of purchase.

※ **Note** Warranty/non-warranty repair fees do not include any shipping charges.

▸ The damages(defaults) prescribed below are NOT to be covered by warranty.

- User's misuse of part/component.
- Fault by the unqualified user's own intention of repairs.
- Product's inspection requirement.
- Adding certain functions or extension of system.
- Fault by User's misuse against the product's manual.

**\*Please contact our service team for the technical/ sales supports.**

**DUALi Inc.**

**1-308/310 Innoplex, 552 Wonchoen-dong, Youngtong-gu,  
Suwon, Gyeonggi-do, Korea (zip: 443-380)**

**Tel : +82 31-213-0074**

**Fax : +82 31-213-0078**

**E-mail : duali@duali.com**

**Web-site : <http://www.duali.com>**